

HOW TO VOTE

A guide for EU citizens



Some changes have been made to how you vote in elections.

These changes were brought about by a law called The Elections Act (2022).

In this guide you'll find useful information on:

Registering to vote

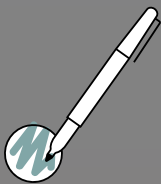


Photo Voter ID



Voter Authority Certificates



Elections you can vote in



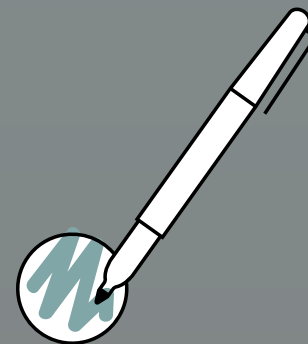
SUPPORTED BY

GREATER
LONDON
AUTHORITY



HOW TO VOTE

Registering to vote



You need to be registered to vote before you can vote in London.

By registering to vote you can:

- Get on the electoral register and vote in some elections.

To register to vote you must be:

- Aged 16 or over.
- A London resident.

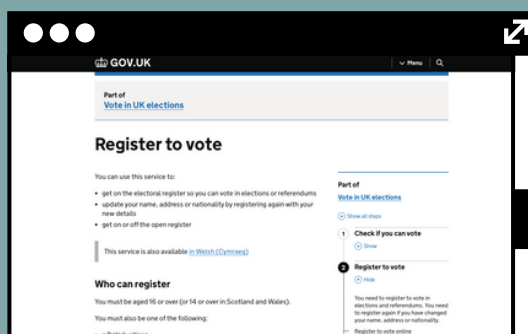
You must also be one of the following:

- A British citizen.
- An Irish or EU citizen.
- A Commonwealth citizen who has permission to enter or stay in the UK, or who does not need permission.

Let's register to vote!

1. Go to www.gov.uk/register-to-vote.
2. Follow the instruction and fill in the online form.

Your computer or mobile device should show you a screen like this.



It is helpful if you have your National Insurance number. It is used to check who you are.



Can I register to vote if I don't have a National Insurance number?

- Yes. You can.
- You still need to fill in the online form, but the form will ask for your contact details.
- Someone from your local council will check who you are in a different way.
- You might be asked to send a copy of your birth certificate, a bill, or a bank statement as proof of identity.

HOW TO VOTE

Photo ID



This is the main change. You must now show an accepted form of photo identification when you vote in person.

You must show 1 photo ID from this list:

- A UK passport
- A passport from a country in the EEA or Commonwealth
- A national identity card from a country in the EEA
- A driving licence from the Channel Islands, the Isle of Man, or a country in the EEA
- A biometric immigration document
- An identity card that proves how old you are called a PASS hologram card
- A Ministry of Defence Form 90
- An Oyster 60+ photocard
- An Older Person's Bus Pass
- A Disabled Person's Bus Pass
- A Freedom Pass
- A Blue Badge



Remember:

- The photo on your ID must look like you. You can still use your ID even if it has expired.
- The name on your ID must match your name on the electoral register. If it does not, you'll need to either register to vote again with your new details OR take a document with you to vote that proves you've changed your name (for example, a marriage certificate).

If you can't get a photo ID you can still vote if you apply for a free Voter Authority Certificate.



Learn more about this on the next page.

HOW TO VOTE

Voter Authority Certificate

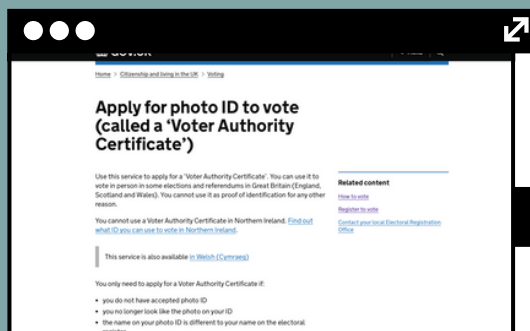


If you can't get an accepted form of photo Voter ID you can apply for a free Voter Authority Certificate, which is valid for 10 years.

Let's apply for a free Voter Authority Certificate!

1. Go to www.gov.uk/apply-for-photo-id-voter-authority-certificate.
2. Follow the instruction and fill in the online form.

You will need a recent digital photo of your head and shoulders, with your face uncovered.



You can still apply without a National Insurance number, but may get your Voter Authority Certificate quicker if you provide it.



You only need to apply for a Voter Authority Certificate if:

- You do not have accepted form of photo Voter ID (listed on the previous page).
- You no longer look like the photo on your ID.
- The name on your photo Voter ID is different to your name on the electoral register.

To apply for a Voter Authority Certificate you'll need:


- A recent, digital passport like photo of yourself.
- Your National Insurance number OR other documents to prove your identity (for example a birth certificate, bank statement and utility bill).

You cannot use your Voter Authority Certificate as proof of identification for any other reason than for voting purposes.



HOW TO VOTE

Elections you can vote in



Your citizenship and immigration status determine which elections you can vote in.

If you are British, Irish, or from a Commonwealth country (Cyprus, Malta, etc.):

- You can vote in all elections, including general / parliamentary elections.

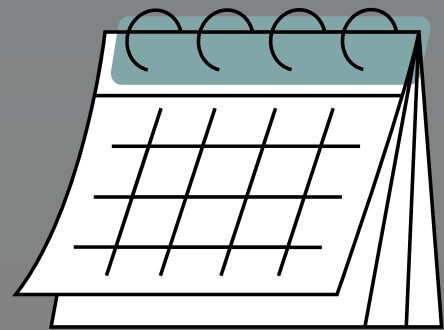
If you are from a country in the EU:

- You can only vote in May 2024 Mayor of London elections and London borough council elections.

Important to remember:

After May 2024, the voting rights of EU citizens may change.

However, in line with the government's commitment to respect the rights of EU citizens who chose to make the UK their home prior to the end of the EU withdrawal 'implementation period', all EU citizens who have been living in the UK since before 31 December 2020 will also retain their voting and candidacy rights, provided they retain lawful immigration status.



If you are from Poland, Portugal, Spain, or Luxembourg and have been in the UK since 1 January 2021, the rules might not change for how you vote.

Find out more here:

www.electoralcommission.org.uk/who-we-are-and-what-we-do/our-views-and-research/elections-act/changes-eu-citizens

FREQUENTLY ASKED QUESTIONS

Now you are ready to vote at the next election!

Do I have to register to vote by a certain time?

You must register at least 2 weeks before an election. We recommend registering as soon as possible.

Do I only have to register once?

You will have to register to vote again if you change your name or address.

Do I have to apply for a free Voter Authority Certificate by a certain time?

You must apply for a free Voter Authority Certificate by 5pm 6 working days before you can vote.

Can I vote if I don't have an address?

Yes. You will need to use the address of the place where you are most often. This is called a declaration of local connection. You can find out more here:

www.gov.uk/government/publications/register-to-vote-if-you-havent-got-a-fixed-or-permanent-address

How do I vote?

After you register to vote, you can vote in person on the day of the election, by post, or by asking someone else to vote for you (proxy voting).

Changes to postal and proxy voting:

- To vote by proxy, you can apply online at www.gov.uk/apply-proxy-vote
- To vote by post, you can apply online at www.gov.uk/apply-postal-vote
- If you cannot apply online, you can download and complete application forms on the same pages (under "Other ways to apply").
- You now need to prove your identity when applying for postal and proxy voting. You will not need to provide a photo ID to vote by post, but there are other identification checks, including verification of your signature and date of birth.
- You now need to reapply for a postal vote every three years.
- There are now limits to how many people you can act as a proxy for. You can vote by proxy on behalf of a maximum of two UK-based voters or up to four non-UK-based voters (i.e. overseas British voters).

Where can I find my local polling station?

When your polling card is sent to you in the post it will tell you where your polling station is. That is where you go to vote in person. Polling stations are open from 7am to 10pm on election day.



Still have questions?

**Scan this QR code with your phone camera and
find more info on our Voter ID hub.**

Any changes will be reflected on our website.

Information correct as of 22.11.2023

SUPPORTED BY

**GREATER
LONDON
AUTHORITY**

